




YEAR 3 SPRING TERM CURRICULUM LETTER 2022



CURRICULUM INFORMATION

During the term we will be teaching all subjects within the Primary National Curriculum. Below are some of our **key** topics with some useful websites and places you may like to visit to further support your child's learning.



Subject	Areas being taught	Suggestions for Support
<p>Literacy</p>	<p>We will be reading 'Handa's Surprise' and then 'The Egg'</p> <p>The learning will include:</p> <ul style="list-style-type: none"> Making predictions, inferring from the text writing well-structured sentences retelling the story using different sentence structures using accurate punctuation in sentences using full stops, capital letters, exclamation, questions and speech marks writing instructions <p>We will be reading 'The Dragonsitter' and then 'Fantastic Mr Fox'</p> <p>This learning will include:</p> <ul style="list-style-type: none"> writing imaginative character and setting descriptions retelling the story using detailed sentences starting sentences in different ways e.g. with an adverbial of time/place or a prepositional phrase Writing speech for the different characters with the correct punctuation Using paragraphs to organise our writing Writing a non-chronological report 	<ul style="list-style-type: none"> Please discuss what the children read and encourage them to use adverbs, adjectives and powerful verbs to improve their descriptive writing. The website below offers great advice on how you can support your child with creative story writing. https://www.theschoolrun.com/creative-writing-techniques-kids-step-step-guide-writing-story Practise the common exception words and Year 3 and 4 Spelling words The website below offers great advice on how you can support your child with writing instructions.. https://www.theschoolrun.com/what-instruction-text
<p>Maths</p>	<p>In Maths we are looking at:</p> <ul style="list-style-type: none"> Multiplication - counting in multiples, repeated addition, arrays (as in Year 2) Using the grid method to multiply a 1 digit number by a 2 digit number Division with arrays, division with remainders (as in Year 2) and short division Using the bus stop method to divide a 2 digit number by a 1 digit number Solving worded problems and writing our own worded problems for a given number sentence Finding a fraction of a shape or an amount Unit and non unit fractions Ordering and comparing fractions 	<ul style="list-style-type: none"> Encourage logging on to Purple Mash to practise addition facts and times tables Play "Hit the Button" to practise times tables and number bonds Log on to MyMaths to complete maths homework and consolidation games Log in to Times Tables Rock Stars as often as possible. Measure ingredients for baking, tell the time and read TV schedules, etc. Practise number bonds to 10, 20 and 100; this mental knowledge will help with calculations.
<p>Science</p>	<ul style="list-style-type: none"> Our topic in Science is Forces and Magnetism. This will include learning about: Forces can be pushes and pulls. Some forces need direct contact between 2 objects, but magnetic forces can act at a distance. Things don't move the same on different surfaces. Magnets attract or repel each other and attract some materials and not others. Materials can be grouped together on the basis of whether they are attracted to a magnet. Magnetic materials can be identified using magnets. Magnets have 2 poles - a north pole and a south pole. It is possible to predict whether 2 magnets will attract or repel each other, depending on which poles are facing each other. There are different uses for different kinds of magnets. 	<ul style="list-style-type: none"> There is lots of information (and games too!) on BBC Bitesize: https://www.bbc.co.uk/bitesize/clips/zk9rkqt https://www.theschoolrun.com/homework-help/magnets Make a fridge magnet decoration to hold your artwork on the fridge. 



Geography	<p>Our topic in Geography is Egypt. This will include:</p> <ul style="list-style-type: none"> • using locational knowledge and map skills linked to the Egypt • identifying the biomes of Egypt • discovering the weather and climate • learning about the features of rivers and linking this to the River Nile • learning about economy and agriculture of Egypt • studying urban and rural areas of settlement • looking at the impact of tourism 	<p>Why not look at a map of Egypt and explore the different places and features</p> <ul style="list-style-type: none"> • Useful websites: • https://kids.nationalgeographic.com/explore/countries/egypt/ • https://www.ducksters.com/geography/country/egypt.php • Go on a virtual tour of Egypt: https://www.p4panorama.com/panos/Egypt-360-degree-virtual-reality-tour/ • https://www.bbc.co.uk/bitesize/clips/z3rwmp3
History	<p>Bronze Age Britain is our topic in History. The learning will include the following:</p> <ul style="list-style-type: none"> • What an artefact is and should be able to provide an example. • Primary and secondary sources and the differences between the two. • When and where the Bronze Age period occurs in British and World history. • The key changes that began in the Bronze Age, including: the discovery of metal-working, the creation and work in mines, the developments in clothing, farming, religion and settlement structure and the start of trade between Britain and other countries. • How artefacts are used to find out about the past. • Bronze Age burial practices. • Bronze Age religious beliefs and practices. <p>We will then move on to learning about the Shang Dynasty in the latter part of the Spring term.</p>	<p>Why not research the Bronze Age using the following web links:</p> <ul style="list-style-type: none"> • https://www.theschoolrun.com/homework-help/the-bronze-age • https://www.bbc.co.uk/bitesize/articles/zrbnm39 <p>Read a book about this time in History.</p>  <p>The Oak National Academy has a fantastic learning resource for the Shang Dynasty: https://classroom.thenational.academy/units/the-shang-dynasty-75f2</p>
R.E.	<p>Our first big question is: Could Jesus really heal people? Were these miracles or is there some other explanation? This will include:</p> <ul style="list-style-type: none"> • Understanding what a miracle is • Learning about stories of Jesus healing people from the Bible • Considering different explanations <p>Our second big question is: What is 'good' about Good Friday? This will include:</p> <ul style="list-style-type: none"> • Learning about the Easter Story • Understand Christian practices and ceremonies • Consider different opinions <p>If you have any questions about this topic, please contact your child's class teacher.</p>	<p>Discussion and support at home.</p> <ul style="list-style-type: none"> • https://www.bbc.co.uk/bitesize/topics/ztkxp4/articles/zvfnkmm • https://www.theschoolrun.com/homework-help/christianity • https://www.bbc.co.uk/bitesize/topics/ztkxp4/articles/z4t6rj6
PSHE/RSE	<p>Our 'Dreams and Goals' topic, will include:</p> <ol style="list-style-type: none"> 1. Dreams and goals 2. My Dreams and ambitions 3. A new challenge - Garden design/decoration 4. Our new challenge - Garden design/decoration 5. Our new challenge - Overcoming obstacles 6. Celebrating my learning 	<p>Our 'Healthy Me' topic will include:</p> <ol style="list-style-type: none"> 1. Being fit and healthy - exercise 2. Being fit and healthy - healthy eating 3. What do I know about drugs? 4. Being safe - Keeping safe 5. Safe or Unsafe 6. My amazing body
	<p><i>Please ensure your child reads every day and that they have their reading record signed each time. Homework is set every week on Google classroom on Fridays and is due in on a Wednesday. Please support your child with accessing and completing their homework. Please also revise times tables knowledge frequently to help with quick recall. Our PE lessons will be on Monday and Friday afternoons. Please ensure that your child is wearing their PE kit on these days. Children should wear a red t-shirt/polo shirt, white or black bottoms and trainers. As the weather is colder please ensure that your child wears or brings in a tracksuit top and bottoms.</i></p>	